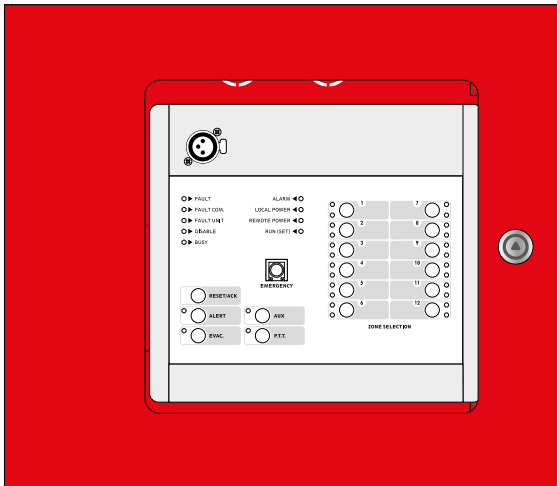


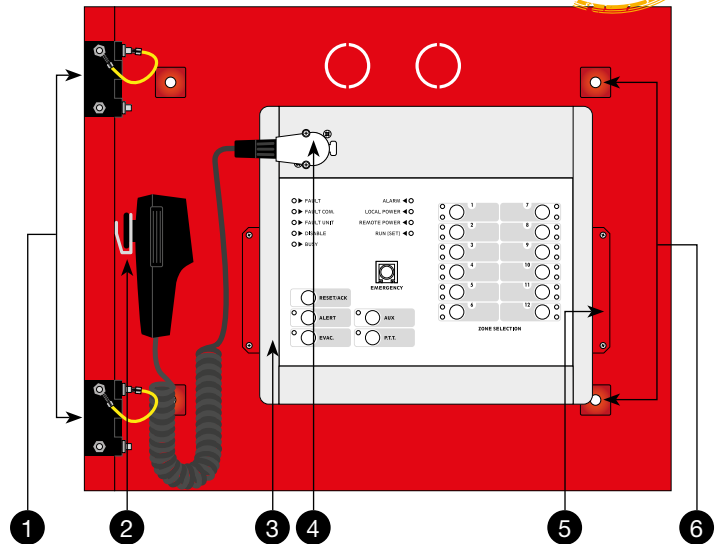
VA-BOX-FMC

Metal box for microphone console

Closed



Open

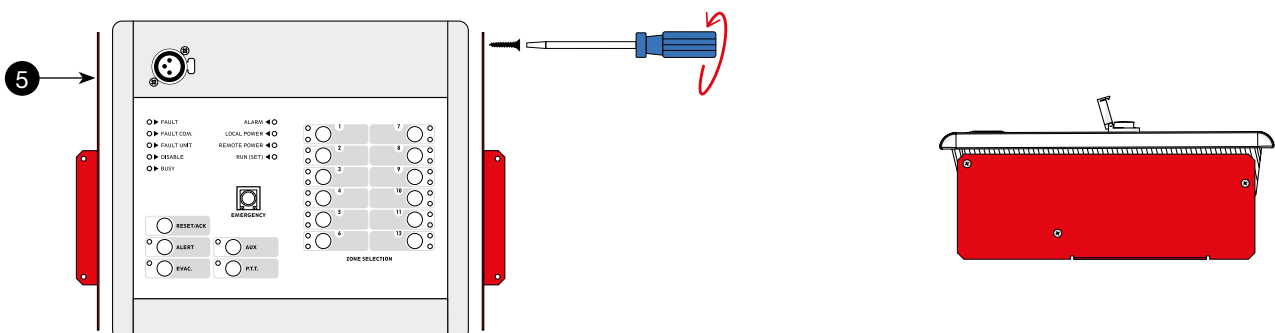


Front view

- 1 Hinge, grounded
- 2 Fireman's microphone (dynamic hand held microphone VA-MH-001) – not included
- 3 Microphone console (VA-FMC-512 or VA-FMCT-500) – not included
- 4 XLR 3
- 5 Brackets for console mounting to the box (2 pcs.)
- 6 Mounting holes (4 pcs)

Description

The metal box VA-BOX-FMC (certified according to EN 54-16 (DoP: CPR-63-19-025)) allows to wall-mount the microphone console of the type VA-FMC-512 or VA-FMCT-500. Place the mounting box on the wall taking as a reference the holes (6). Select appropriate screws and dowels. Once the box is fixed, place the side support for the hand-held emergency microphone (2). Remove the screws on both sides of the microphone station and use them to fix the brackets (5) supplied. The unit, complete with brackets, has now to be secured to the box by using the holes provided on the internal area.



Dimensions in mm

